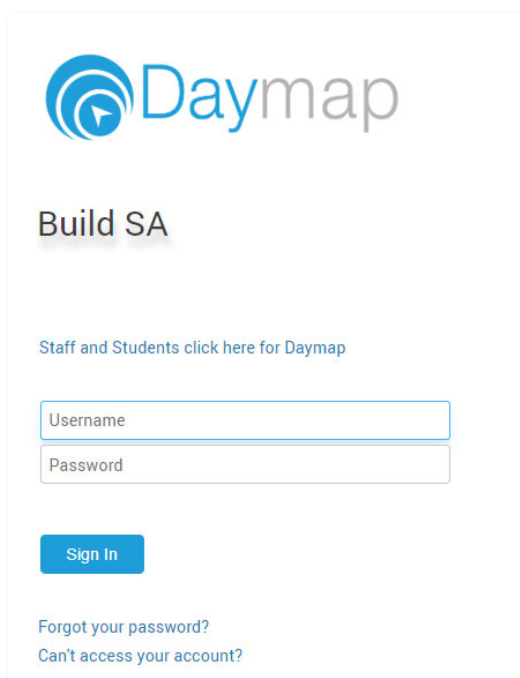


Daymap Connect is an extension of the Daymap Learning Management System. It is a Parent Portal and combines communication and student management, by providing parents with access to key school and student information on their child's learning behaviour, progress and performance.

Accessing Daymap Connect

Daymap Connect can be accessed using a login and password per parent (with the option to provide multiple logins). The easy-to-use system allows parents to access details for all their children enrolled in the school, anywhere and anytime.

The Daymap Connect log in screen is shown below. This can be found by using the URL address that the school has provided.



The image shows a screenshot of the Daymap Connect login interface. At the top is the Daymap logo. Below it is the text 'Build SA'. A link 'Staff and Students click here for Daymap' is displayed. There are two input fields: 'Username' and 'Password'. Below these is a blue 'Sign In' button. At the bottom, there are two links: 'Forgot your password?' and 'Can't access your account?'.

Creating an account will differ depending on the school. Some schools will send a link via email, which you will follow to set up your account.

Alternatively, if the school has notified you that your account has been enabled, you can click **Forgot your password** and you will be redirected to a password reset page. You will need to enter your email address that is registered at the school and some schools also require the student code that they would have provided you. Once details have been entered, click on **Reset Password**. A username and password will be sent instantly to your email account.

Enter the email address you have registered with the school along with a matching valid student code. A link to set your password will be emailed to you.

Email

Student Code

[Reset Password](#)

Note: Due to security reasons, Daymap is unable to assist if there is an issue with accessing your account. For assistance, please contact your child's school.

Daymap Connect

Daymap Connect has different levels of access that are set by the school. A reduced access mode prevents access to sensitive student information and might be used by the school if you have not completed any required identity checks.

Daymap Connect is navigated via the tabs on the left side of the window to view messages, a calendar of events, school notices and account details.

Schools can customise which tabs are used; therefore, your parent portal may not look exactly like the images below.

Dark/Light Mode

The Parent Portal can be used in dark mode, or light mode. Click on the icon to toggle between modes

The screenshot shows the Daymap Connect Parent Portal interface. At the top, there is a blue header bar with the Daymap Connect logo on the left, the text "Welcome, Parent AKENFIELD" in the center, and three icons on the right: a cloud with a checkmark (highlighted with a red box), a home icon, and a share icon. Below the header, the user's name "Samantha AKENFIELD" is displayed. To the left of the name is a circular profile picture of a young girl. To the right of the name are several circular icons representing different metrics: Attendance Rate % (86), EnglishG (A), EnglishG (B), FrenchE (B), Graphic Art (C), HistoryS (C), MathsH (C), Phys. Ed. (C), Religious Ed'n.D (C), and Science (A). Below these icons is a yellow circle with the number "1" and the text "Behaviour Incidents (Term)".

Home Tab

This is the main page of the Parent Portal. On this page you will see recent messages and upcoming events. Click on a student icon to access information specific to each student (please note: if you have reduced access, you will not see or be able to access individual student information.)

Full Access

The screenshot shows the Daymap Connect Parent Portal Home Tab for a user with Full Access. The header includes the Daymap Connect logo and a welcome message: "Welcome, Parent AKENFIELD". The left sidebar contains navigation links: Home, My Messages, My Calendar, Bulletins, Class News, Newsletters, Parent Notices, and My Account. The main content area is titled "My Students" and includes a sub-header: "Click/Tap your child's name below to view their profile." Below this, a row of student icons is displayed for Samantha AKENFIELD. Each icon shows a subject and a grade/percentage: Attendance Rate % (86), EnglishG (A), EnglishG (B), FrenchE (B), Graphic Art (C), HistoryS (C), MathsH (C), Phys. Ed. (C), Religious Ed'n.D (C), Science (A), and Behaviour Incidents (Term) (1). A blue button labeled "Absence Notification" is located to the right of the student icons. Below the student icons, there are sections for "Recent Messages" and "Upcoming Events".

Reduced Access

The screenshot shows the Daymap Connect Parent Portal Home Tab for a user with Reduced Access. The header includes the Daymap Connect logo and a welcome message: "Welcome, Parent AKENFIELD". The left sidebar contains navigation links: Home, My Messages, My Calendar, Bulletins, Class News, Newsletters, Parent Notices, and My Account. The main content area is titled "My Students" and includes a sub-header: "Click/Tap your child's name below to view their profile." Below this, a yellow banner message states: "To have access to student assessment, attendance and other information you will first need to confirm your identity with the school". Below the banner, there are sections for "Recent Messages" and "Upcoming Events".

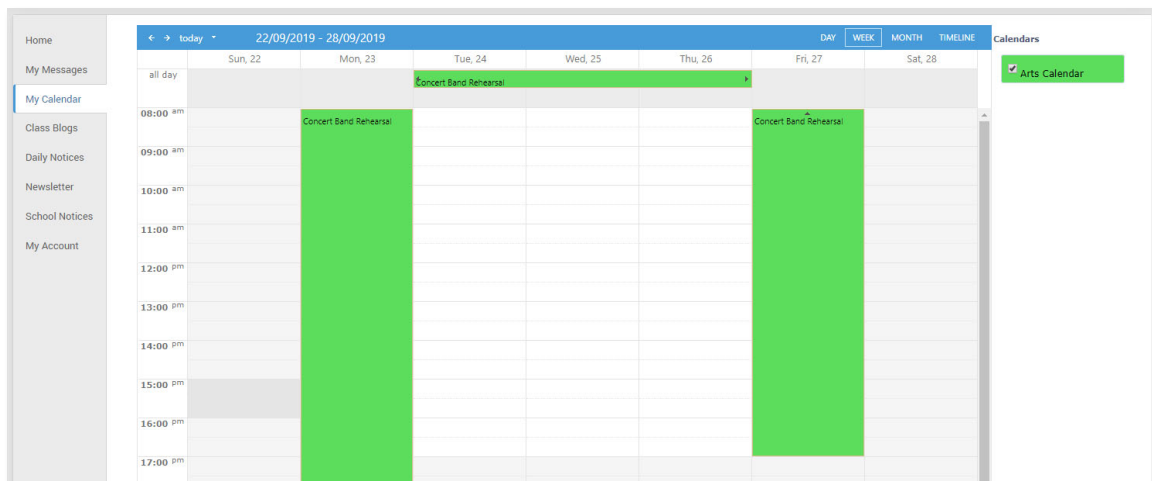
My Messages

This shows all messages received and sent from the parent portal. This enables you to easily contact teachers about any issues of importance: excursions, reminders, personal matters etc. This is a fantastic tool to keep you up to date and aware of what's happening in your child's classroom. You are able to reply to received messages and receive email notifications on unread Daymap messages.

The screenshot shows the Daymap Connect Parent Portal My Messages page. The left sidebar contains navigation links: Home, My Messages, My Calendar, Bulletins, Class News, Newsletters, Parent Notices, and My Account. The main content area is titled "Messages" and includes a sub-header: "New Message Reply Archive Refresh". Below this, there are sections for "Inbox", "Sent", "Archived", and "Drafts". The "Inbox" section shows a list of messages. The first message is from "School" with the subject "Booking Cancelled" and the date "Tue Jun 7". The second message is from "School" with the subject "Samantha AKENFIELD has an all day unexplained absence on the following date(s): 23/05/2022" and the date "Mon May 23". The "Sent" section shows a message from "School" with the subject "Booking Cancelled" and the date "Tue Jun 7". The message content states: "Your Interview booking with Andrew Johnston on 07 Jun, from 10:30 AM to 10:40 AM has been cancelled." The message was sent on 7/06/2022 9:03 AM and was sent via email.

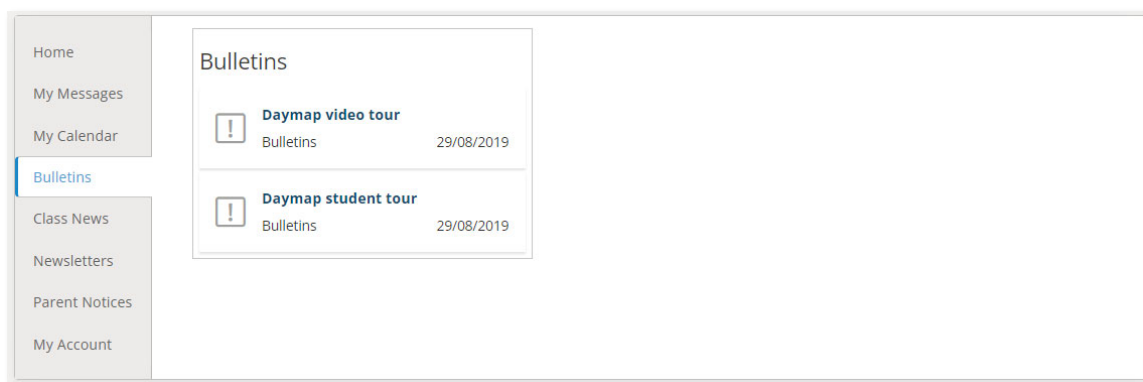
My Calendar

This provides an overview of events for the year, such as upcoming school holidays, excursions and parent teacher interviews. The Calendar can be viewed by Day, Week, Month or Timeline.



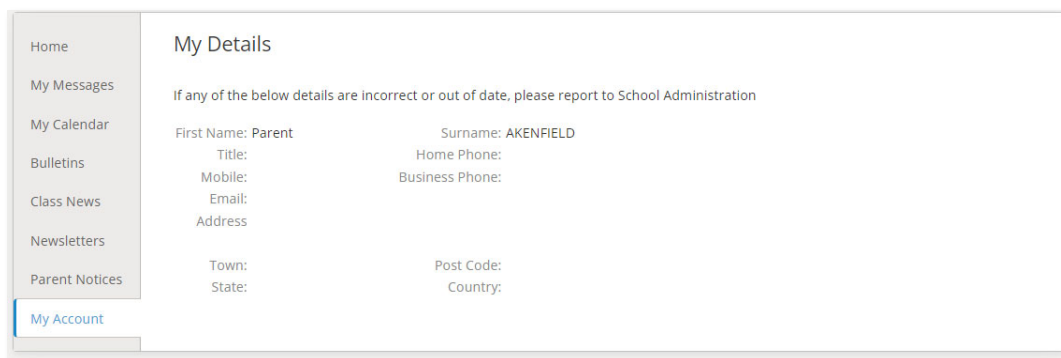
Parent Notices

Schools will create Parent Notice folders to meet their needs – you may see one or more tabs for viewing information sent by the school.



My Account

This shows all your relevant contact details.



Student Profile

From the Daymap Connect home tab, you can click on a child's name to view their student profile which provides more detailed information on their attendance, assessment and details. This assists you to keep track of your child's progress at school.

Home

The Home Tab displays a snapshot of student activity tasks and homework and any upcoming events. Student Activity is listed in chronological order, the school determines the types of information they will include here. All tasks and homework are shown with the set and due date. Upcoming events displays your child's timetable for the upcoming week.

Samantha AKENFIELD

Attendance Rate %: 86

EnglishG: A

EnglishG: B

FrenchE: B

Graphic Art: C

HistoryS: C

MathsH: C

Phys. Ed.: C

Religious Ed'n.D: C

Science: A

Behaviour Incidents (Term): 1

Home

Student Activity

Week 12 2022 School Year starting Monday, 18 April 2022

Record Managed Information Pathways 21/04/2022

Week 6 2022 School Year starting Monday, 7 March 2022

Record Achievement Record 8/03/2022

Tasks and Homework

Task: AC Summative Test Student Submission

Set on Mon 18 Apr and due on Sun 24 Apr

Overdue. Work has not been received

Upcoming Events

Week 13, 2022 School Year

Calendar

This shows a weekly calendar view of the student timetable and any additional events (this may include excursions or whole school activities). Use the checkboxes on the right to filter the items you view when looking at the calendar. The buttons on top of the calendar allow you to change your view from week to month or day.

Samantha AKENFIELD

Attendance Rate %: 86

EnglishG: A

EnglishG: B

FrenchE: B

Graphic Art: C

HistoryS: C

MathsH: C

Phys. Ed.: C

Religious Ed'n.D: C

Science: A

Behaviour Incidents (Term): 1

Home

Calendar

24/04/2022 - 30/04/2022

all day	Sun, 24	Mon, 25	Tue, 26	Wed, 27	Thu, 28	Fri, 29	Sat, 30
09:00 - 10:00	Test Student Submission	Graphic Art TTR	EnglishG TTR	Graphic Art ATR	MathsH TTR	Religious Ed'n.D TTR	
10:00 - 11:00		Graphic Art ATR		Religious Ed'n.D TTR	Phys. Ed. TTR	EnglishG TTR	
11:00 - 12:00		EnglishG TTR		HistoryS TTR	Religious Ed'n.D TTR	HistoryS TTR	

Calendars

☒ Tasks

☒ Class Lessons

This Week

This shows your child's timetable and attendance for the week at a glance and in real time. This tab also displays any Assessment Tasks and Homework for the week. Clicking on the homework or task will allow you to view all information and any attachments added.

Home
Calendar
This Week
Attendance
Assessment
Instrumental Music
Student Documents
Reports
Records
My Account

Week starting on: 24/04/2022 Previous Next

Time	Mon 25/4	Tue 26/4	Wed 27/4	Thu 28/4	Fri 29/4
Before School	Before School				
Home Group					
Period 1	Graphic Art	EnglishG	Graphic Art	MathsH	Religious Ed'n.D
Period 2	Graphic Art		Religious Ed'n.D	Phys. Ed.	EnglishG
Recess	Recess				
Period 3	EnglishG		HistoryS	Religious Ed'n.D	HistoryS
Period 4	MathsH	Religious Ed'n.D	EnglishG	Science	MathsH
Lunch	Lunch				
Period 5	EnglishG	HistoryS	Phys. Ed.	HistoryS	FrenchE
Period 6	FrenchE	Science	Science	EnglishG	Graphic Art
After School	After School				

Symbols:
✓ Marked as present ✗ Marked as absent, approved ✗ Marked as absent, unapproved L Marked as late 🌀 Roll has not been marked

Tasks and Homework
No tasks or homework has been set for this week

Attendance

This displays a colour coded Attendance Map, as well as Attendance Rates for the student for each individual class across the school year. Clicking on a particular class under Attendance Rates will show you the reasons for the absences.

Home
Calendar
This Week
Attendance
Assessment
Instrumental Music
Student Documents
Reports

Attendance Map

Attendance Map Legend
■ Present ■ Unapproved Absence ■ No Classes ■ Weekend / Holiday ■ Approved Absence ■ Late ■ Roll not marked

Attendance Rates

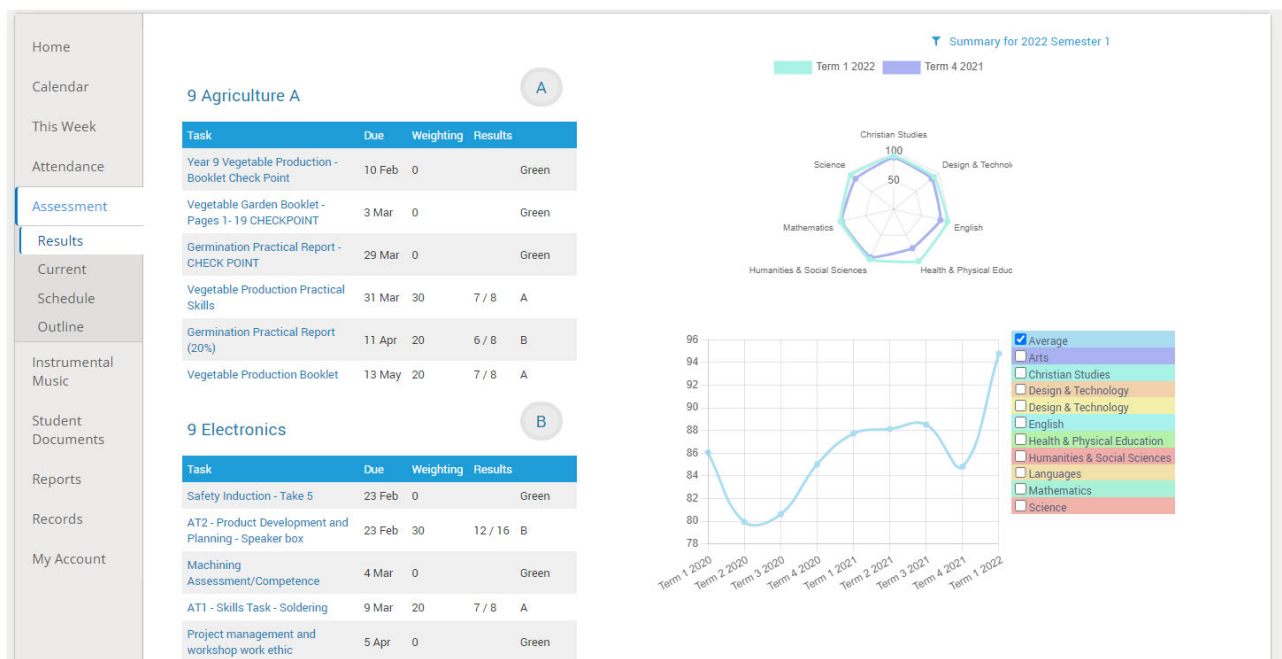
Class	Code	Teacher	Lessons	Approved	Unapproved	Cancelled	% Attendance	% Unapproved
EnglishG	ENG 7R	Andrew Johnston	77	10	1	0	86%	1%
FrenchE	FRE 7R	Chris Donnelly	38	5	1	0	84%	3%

Assessment

This provides an overview of your child's assessment. Depending on how your school is using Daymap, you may also see tabs for current tasks, completed tasks, the assessment schedule and course outlines. This information can be filtered to a specific class using the drop-down menu at the top.

Progress

This tab shows your child's progress in each subject



Current

This tab shows current assessment information. Clicking on a task will allow you to see all relevant information and attachments.

Home

Calendar

This Week

Attendance

Assessment

Progress

Current

Schedule

Outline

Current Tasks

Week 14 2022 School Year starting Monday, 2 May 2022

AC Summative
EnglishG
6/05/2022

Film Review

Set on Mon 25 Apr and due on Fri 6 May

Work has not been received

Week 13 2022 School Year starting Monday, 25 April 2022

AC Summative
EnglishG
29/04/2022

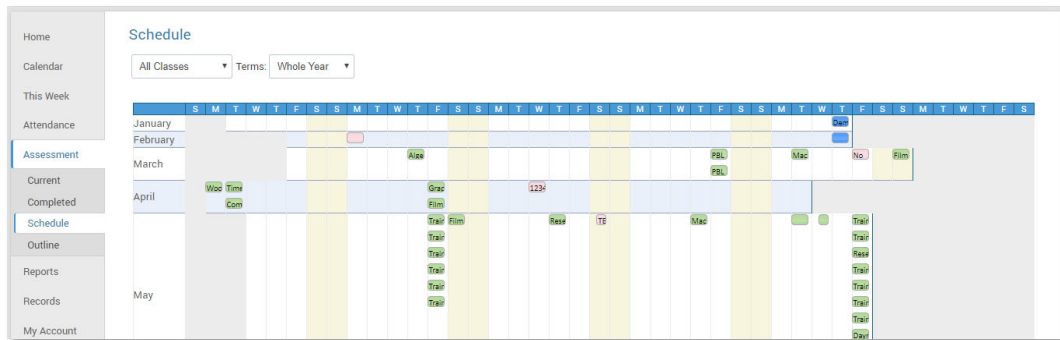
Pop Quiz

Set on Mon 25 Apr and due on Fri 29 Apr

Work has been received

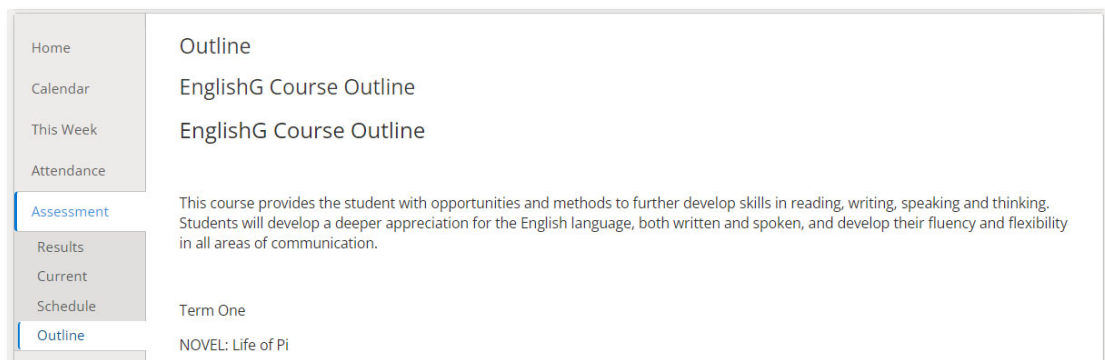
Schedule

This tab shows all assessment tasks scheduled throughout the year. This can be viewed by class or for all classes. Hover the cursor over the tasks for more information. Clicking on an assessment task will open that assessment tasks information.



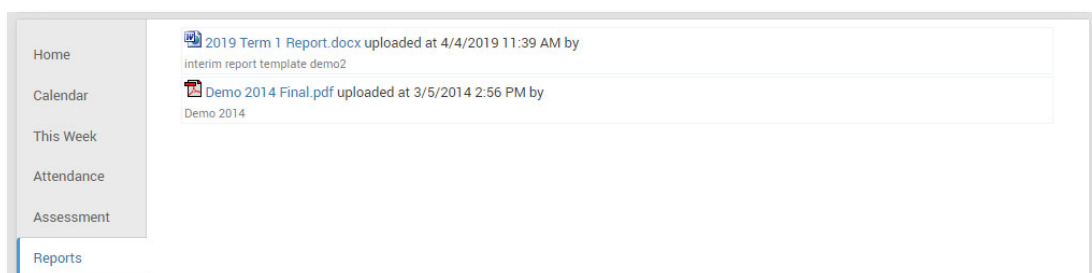
Outline

This tab shows a subject outline for each course your child is studying.



Reports

The reports tab allows you to download and view academic reports for your child.



Records

If your school uses Daymap Records for recording student information, you will see any relevant records here. If this tab is not visible, your school is not using this feature of Daymap at this time.

The screenshot shows the 'Records' section of the Daymap interface. On the left is a sidebar menu with options: Home, Calendar, This Week, Attendance, Assessment, Instrumental Music, Student Documents, Reports, **Records**, and My Account. The main content area is divided into two columns. The left column lists record categories: **Behaviour** (Positive Recognition (7)), **Communication** (Achievement Record (3)), **Excursions** (Excursion Consent Form (SA) (9), Parent Approval Excursion (7), Victorian Excursion (4)), and **Learning Plans** (Managed Information Pathways (1)). The right column shows a detailed view of a 'Positive Recognition' record. It includes buttons for 'Previous', 'Next', and 'Attach', and indicates it is 'Record 2 of 7'. The record is titled 'Positive Recognition' and is 'Visible to Parents and Students'. The description is 'Recognition of a student's commitment to the school's culture'. The 'Date of recognition' is '8/09/2020' and the 'Reason for recognition' is 'Leadership'. The 'Comment' field contains the text: 'Thank you for your support on school tours. You were a positive ambassador for the school when talking to future students, families and members of the community on Open Day.' The 'Thank you' field is filled with 'Andrew Johnston'. At the bottom right, it says 'Created by Administrator at 8/09/2020 3:58 PM' and 'Last saved by Administrator at 8/09/2020 4:34 PM'.

My Account

This provides your contact details.

The screenshot shows the 'My Account' section. The sidebar menu is the same as in the previous screenshot, with 'My Account' highlighted. The main content area is titled 'My Details' and includes a note: 'If any of the below details are incorrect or out of date, please report to School Administration'. Below this is a form with the following fields: First Name: Parent, Surname: AKENFIELD, Title:, Home Phone:, Mobile:, Business Phone:, Email:, Address:, Town:, Post Code:, State:, and Country:.

Going back to the Parents Page

To get back to the parent home page, click on the home icon.

Once finished, click the sign out icon.

The screenshot shows the footer bar of the Daymap Connect interface. It includes the Daymap Connect logo on the left, the text 'Welcome, Parent AKENFIELD' in the center, and three icons on the right: a cloud icon, a home icon (highlighted with a red box), and a sign out icon.